

Fig.1932
Pressure Independent Control Valve

FEATURES & BENEFITS

- Maintains equal percentage control characteristic at all flow rate settings
- Pressure independent control of flow
- Simple flow rate setting
- Adjustable over wide range of flow rates
- Activation DP 20-35kPa (DN40) and 25-35kPa (DN50) dependent on setting
- Integral test points for Dp verification



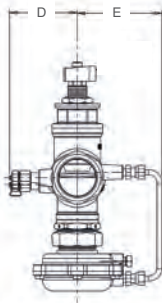
MATERIAL SPECIFICATION

Component	Material	Specification
Body	Bronze	BS EN 1982 (CC491K)
Regulating Bonnet	Bronze	BS EN 1982 (CC491K)
DP Bonnet	Bronze	BS EN 1982 (CC491K)
DP Chamber	Bronze	BS EN 1982 (CC491K)
P84 Pressure Test Points	DZR Brass	BS EN 12164 (CW602N)
Stem Spacer(Removable)	Acetal Copolymer	-
Diaphragm DP Chamber	Rubber EPDM	-
All O-Ring Seals	Rubber EPDM	-

ACTUATOR

Function	Voltage	Control Input	Stem Force	IP Rating
Equal Percentage Modulating (Settable to Linear response if required)	24VAC	0 to 10V 0 to 5V 5 to 10V 0 to 20mA 4 to 20mA	500N	IP54

DIMENSIONAL DRAWINGS



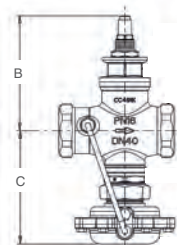
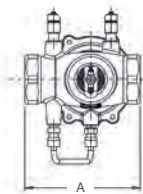
DIMENSIONS & WEIGHTS

Fig. No Size (DN)		1932 DN40	1932 DN50
A	mm	137.1	161.4
B	mm	136.7	141.8
C	mm	134.9	143.5
D	mm	80.5	86.5
E	mm	100.5	100.5
Valve weight	kg	4.5	5.3
Actuator weight	kg	0.9	0.9
Flow Range	(l/s)	0.30 - 2.40	0.55 - 3.20

FLOW ACCURACY

	200kPa	400kPa
DN15-DN50	+/-0.15%	+/-0.20%
DN15-DN50 + FMD	+/-0.10%	+/-0.15%

Note: Total valve height including actuator is 400mm



PRESSURE/TEMPERATURE RATING

PN16
-10°C to 100°C
16 Bar (Max Operating Differential Pressure 4.0 bar)

OPERATING PRESSURE RANGE ACROSS VALVE (kPa):
35 - 400 (DN40 & DN50)

SPECIFICATION

The PICV shall have a constant control characteristic at all flow settings and control flow rates at differential pressures up to 400 kPa. Flow rates will be externally adjustable, and set point recordable. Integral test points will be fitted to verify setting pressure allowing pumps to be set at optimum speed to maximise energy savings. Shall be manufactured from Bronze, with Stainless Steel springs, and an EPDM diaphragm. Shall be rated to PN16 and operate at temperatures to 100°C. As Hattersley Fig.1932.

MEDIUM: Group 2 Liquids
END CONNECTIONS: BSP Female Taper to BS EN 10226
SPARES: Locking cap (for commissioning)

Every effort has been made to ensure that the information contained in this publication is accurate at the time of publishing. Hattersley Ltd assumes no responsibility or liability for typographical errors or omissions or for any misinterpretation of the information within the publication and reserves the right to change without notice.

131016