


Fig. 30C & 30CLS Bronze



FEATURES & BENEFITS

- Robust and high quality bronze body with integral seating surfaces
- Offers the ultimate in dependable service wherever minimum pressure drop is important
- WRAS Approved for use with potable water
- Inside screw pattern with non-rising stem



MATERIAL SPECIFICATION

Component	Material	Specification BS EN
Body	Bronze	BS EN 1982 (CC491K)
Bonnet	Bronze	BS EN 1982 (CC491K)
Stem	DZR Brass	BS EN 12164 CW602N
Disc	Bronze	BS EN 1982 (CC491K)
Stem Retainer	DZR Brass	BS EN 12164 CW602N
Packing Ring	Asbestos Free	-
Gland (28-54 only)	Brass	BS EN 12164 CW614N
Packing Nut	Brass	BS EN 12164 CW614N
Handwheel	Aluminium	-
Identification Plate	Aluminium	-
Handwheel Nut	Brass	BS EN 12164 CW614N
Compression Olive	Brass	BS EN 12449:1999 CW505L OR CW507L
Compression Nut	Brass	BS EN 12165 CW617N

PRESSURE/TEMPERATURE RATINGS COMPRESSION

Temperature °C	-10 to 30	40	50	65	80	90	100	110	120
Pressure bar	16	14.3	12.6	10	8.7	7.8	6.9	6	5

WRAS approved to 99°C

Intermediate pressure ratings shall be determined by interpolation.

DIMENSIONAL DRAWINGS

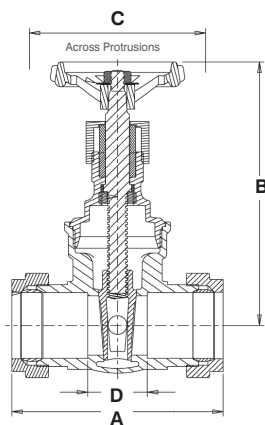


Fig. 30C

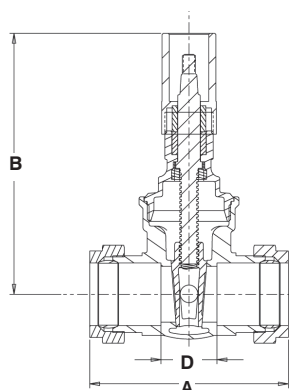


Fig. 30CLS

PRESSURE/ TEMPERATURE RATING

PN16

TEST PRESSURES (PNEUMATIC)

Shell: 6 bar

Seat: 6 bar

SPECIFICATION

UK End Connection:
Compression ends to BS EN
1057:2006: Half hard R250.

Operator: Handwheel.

Gate valves are best for services that

require infrequent valve operation and where the disc is kept either fully open or closed. They are not practical for throttling.

Valves are manufactured in accordance with BS EN 12288: 2010 (formerly BS 5154) PN20 for Series B ratings, but are limited to the pressure/temperature ratings detailed in BS EN 1057:2006 for compression end fittings.

This valve is to be used on Group 2 liquids only, as defined by the Pressure Equipment Directive 2014/68/EU.

DIMENSIONS & WEIGHTS

Nom Size	mm	30C					
		15	22	28	35	42	54
A	mm	69	75	86	100	111	133
B	mm	74	86	105	110	130	152
C	mm	48	69	76	81	94	100
D	mm	26.5	23.5	25.5	30.5	34.5	37
Weight	kg	0.34	0.50	0.70	0.95	1.45	2.50

Nom Size	mm	30CLS					
		15	22	28	35	42	54
A	mm	69	75	86	100	111	133
B	mm	78	90	110	115	136	160
D	mm	26.5	23.5	25.5	30.5	34.5	37
Weight	kg	0.34	0.50	0.70	0.95	1.45	2.50

Every effort has been made to ensure that the information contained in this publication is accurate at the time of publishing. Hattersley Ltd assumes no responsibility or liability for typographical errors or omissions or for any misinterpretation of the information within the publication and reserves the right to change without notice.